

Minutes of the Meeting held on 19th March, 2015 for approval of Annual Work Plan & Budget 2015-16 of Uttarakhand under the Centrally Sponsored Scheme of the integrated Rashtriya Madhyamik Shiksha Abhiyan (RMSA).

Integrated RMSA PAB meeting to consider the Annual Work Plan & Budget 2015-16 under Rashtriya Madhyamik Shiksha Abhiyan (RMSA) including the components of ICT@ Schools, Girls' Hostels, Vocational Education and Inclusive Education for the disabled at Secondary Stage (IEDSS) for the State of Uttarakhand was held on the 19th March, 2015, under the Chairpersonship of Ms. Vrinda Sarup, Secretary (School Education & Literacy).

2. The list of participants who attended the meeting is attached at **Annexure-I**.

Rashtriya Madhyamik Shiksha Abhiyan (RMSA)

3. Secretary (SE&L) welcomed all the participants and in her opening remarks appreciated the efforts of the States/UTs and the overall progress under RMSA. However, indicating the current overall outstanding committed liabilities of Rs.4400 crore under non-recurring civil works, she expressed concern over the general backlog of civil works in States/UTs and slow progress in completing these works which significantly limits the capacity of States/UTs to upgrade new schools.

On interventions focussed on quality, she shared with the States/UTs the initiative being taken under Rashtriya Aviashkar Abhiyan and the need for States/UTs to synergise and enhance their efforts towards impacting the overall quality of Science and Maths education in secondary Schools including building capacity of Maths and Science teachers.

She also shared about the initiative of 'Kala Utsav', a national event that would build on State's current activities to promote and encourage local Arts and cultural heritage amongst its students. This would be steered by NCERT in coordination with States and fund is being earmarked in the current Plan approvals. (**Annexure-V – Note on 'Kala Utsav'**)

She reiterated the need for States to ensure appointment of secondary school teachers with prescribed (by NCTE) qualifications only, as any gap in this regard is bound to have an adverse impact on the quality of secondary education. She noted that support under RMSA would be conditional upon State's adherence to these basic norms.

NUEPA has developed a framework of national School Standards and Evaluation that aims to bring out key facets of school standards, and its evaluation for further school improvement. Funds are being provisioned for a 3 day orientation workshop of educational administrators both at district and state level, on the framework and its implementation. NUEPA has been requested to develop a module that can be used by the States to conduct the orientation workshop. It is also important that selection of first set of these educational administrators for this workshop is done in a manner so as to ensure that they in turn are able to conduct further sensitization of their teams.

While expressing her concern over quality of Inclusion she emphasised the need for States to pay more attention to quality of Inclusion in availability and support of Special educators, identification of CWSN and focussed support to their learning needs.

Ms. Radha S. Chauhan, Joint Secretary (SE.1) gave a detailed overview of the status of implementation, planning and monitoring of RMSA in Uttarakhand (**Annexure- II**).

4. The areas of concern highlighted include:-

- PAB was informed about the educational indicators. The Dropout rate at State level has increased from 12.83% (2013-14) to 13.54% (2014-15). The Retention rate has decreased to 86.46% in the year 2014-15, from 87.2% in 2013-14. The Transition rate has also decreased to 94.90% in the year 2014-15, from 96.63% in 2013-14. The Pass Percentage has decreased to 74.35% in the year 2013-14 from 76.99% in 2012-13. District Haridwar needs special attention for low GER, 79.69%, low NER 37.2%, low Retention rate 71.59% and high Dropout rate 28.40%. State has accepted the facts and assured to correct the UDISE data.
- There are about 39% overage and underage children in the secondary system is an area of concern. 41 Govt. and 2 Govt. Aided schools have zero enrolment.
- The Audit report for the year 2013-14 has not been received till date.

- Joint Secretary (SE.1) also raised the issue of slow progress in civil works. PAB was informed out of approved 271 new secondary schools, construction of 77 schools is completed, 146 schools, are in progress and 48 schools are yet to be started. In strengthening component 727 schools, out of which 59.6% work is completed 11.82% work in progress and 28.4% work not yet started.
- The PAB was informed that out of approved 19 Girls Hostel, all of hostels are functional. In respect of civil works of 19 Girls Hostel, 2 Girls Hostel constructions are completed, 13 hostels are under construction, and 4 Girls Hostel are yet to be taken up (under tender process).
- The Secretary, Uttarakhand committed that construction works would be expedited and the work yet not taken up would be started during 2015-16 Under IEDSS, equipment for 95 Resource room was approved, 88 resource rooms have been constructed. The construction work of remaining 07 resource rooms could not be started due to lack of sufficient funds and the State requested for surrender of 07 resource rooms.
- PAB agreed to surrender of 07 Resource Rooms. The State Govt. wants to set up speech therapy institutions for differently abled children in Haridwar under IEDSS. The GoI stated that there is no provision for the same as per norms of IEDSS, for and the State Govt. may consider collaborate with any existing institutions (Govt. /Pvt.) for implementing speech therapy.
- Under ICT, 625 schools were approved out of which scheme has been implemented in only 125 schools. Scheme has not yet been started in 500 schools. The State Govt. clarified that the norms in the existing tender documents framed by NIC Uttarakhand are different from GoI specifications. Hence none of the bidders are ready to work. Therefore, State has decided to revise the specifications as per the requirements and would float the tender within 2 months.
- PAB took note on huge backlog in recruitment and appointment of approved teachers under RMSA, The state clarified that the teacher recruitment is under process and appointment letters would be issued to the teachers shortly.

Annual Work Plan and Budget for 2015-16:

5. Thereafter, the intervention-wise discussion was held and the following decisions were taken and approval accorded.

S. No.	Activities
A	Committed outlay
A1	Non-recurring
1	(i) The spill-over of Rs. 13307.31 lakh on account of civil interventions sanctioned for new schools, strengthening, teachers quarters and major repair under RMSA, ICT, IEDSS and Girls Hostel was accorded. (ii) Under IEDSS, State surrender 07 Resource Room approved during 2010-11 and intervention amount of Rs. 14 lakh was cancelled. (iii) Under VE component, scheme has been implemented by State Govt. in 44 schools. For 2015-16, PAB approved 36 components schools with class 9th to 12th with trades' Health care, Automobile, Beauty & Wellness, IT & ITES, Retail, and Travel & Tourism.
A2	Recurring
2	Financial support for teachers' salary
2.1	Headmaster salary: Salary of 200 headmasters for 12 months @ Rs. 45630/- per month with a total outlay of Rs. 1095.12 lakh is approved.
2.2	Teacher Salary: Salary of 632 subject teachers for 12 months @ Rs. 37319/- per month with total outlay of Rs.2830.27 lakh is approved.
2.4	Special Educators: Financial support to 37 Special Educators for 12 month @ Rs. 18,000/- per month with total outlay of Rs.79.92 lakh is approved.
2.5	Special Pay for General Teacher Trained in Special Education @Rs. 0.004 lakhs for 12 months for 37 Special educators with total outlay of Rs. 1.78 lakh is approved.
2.6	Flexi pool for engaging resource persons for existing schools @Rs. 7.25 lakh for 44 schools with total outlay of Rs. 319 lakh is approved.
3	Training
3.1	In-service training for existing teachers including Teaching HMs is approved for 764 teachers @Rs.0.03 lakhs with total outlay of Rs.22.92 lakh is approved.
3.2	Professional development for school leadership programme as per NUEPA Guideline for 225 Headmasters @ Rs.0.048 lakh with a total outlay of Rs.10.8 lakh is approved.
3.3	Induction training for Teachers/Skill Teachers for 44 Teachers is approved @ Rs. 0.22 lakh with total outlay of Rs.9.68 lakh .

3.4	Environment building programme under IEDSS @Rs. 0.1 lakh per Block with the total outlay of Rs. 9.5 Lakh for 95 Blocks is approved.
3.5	Training of Educational administrators in assessment of school Standard and Evaluation for 100 members @ Rs. 0.009 lakh for 3 days with the total outlay of Rs.0.9 lakh is approved.
3.6	Training of SMDC members for 4500 members for 225 Government Schools @ Rs.0.006 per day with the total outlay of Rs. 27 lakh is approved.
4	Other recurring components
4.1	School Grant for 2184 existing schools approved @ Rs.0.50 lakh with total outlay of Rs.1092 lakh.
4.2	Recurring grant for 19 Girls' Hostels is approved for 691 girls with the total outlay of Rs. 273.79 lakh.
4.3	Support to 1570 CWSN under Student Oriented Component @ Rs.3, 000 per student p.a. with the total outlay of Rs.45 lakh is approved.
4.4	Recurring grant for 44 schools under VE with the total outlay of Rs. 104.5 lakh has been approved.
B	New Components for consideration (2015-16)
B1	Non- recurring
5	New School
5.1	9 New Schools with a total outlay of Rs. 978.80 lakh is approved.
6	Vocational Education
6.1	PAB approved Vocational Education in 36 schools, which have classes from standard IX to XII with total outlay of Rs.240 lakh , with 6 trades.
B2	Recurring
7	Vocational Education
7.1	Recurring grant under Vocational Education approved for 36 schools with the total outlay of Rs.354.42 lakh is approved.
	Quality Interventions
8	Project : Focus on Science and Maths

8.1	Training of Science and Maths teachers for 3993 teachers @ Rs.300 per day for 10 days with the total outlay of Rs.119.79 lakh is approved. The module developed by NCERT (STEM Training) would be adopted along with State module for the training of maths and science teachers.
8.2	Science Exhibition including English language exhibition approved for 13 districts @Rs. 1 lakh per districts with the total outlay of Rs.13 lakh is approved.
8.3	Science kit for 230 Govt. schools and 1 integrated science kit for every school @ Rs.0.075 lakh with total outlay of Rs.17.25 lakh is approved.
9	Project on promotion of Arts & Culture
9.1	Self-defence training: - Training in Marshal arts / self-defence in 164 Schools approved @ Rs 3000/- for 3 months per school with the total outlay of Rs.14.76 lakh for honorarium of trainer.
9.2	Kala Utsav: - Total Rs 10 lakh was approved for organizing the kala utsav in schools. Chairperson PAB emphasized that Kala utsav may be organized in group form in performing arts as popular in the state and award may be given for group performance.
9.3	Special training for SC/ST/Minority oriented activity: - Special training for 4251 students @ Rs.0.005 lakhs with total outlay of Rs. 21.26 lakh is approved.
10	MMER
10.1	MMER has been approved @ 5% of with total financial implication of Rs. 384.57 lakh .

The other components proposed by the State that were considered by the PAB is attached at **Annexure-III**

7. The Status of financial details including committed liabilities of the previous years and spill-over thereof, new approvals for recurring and non-recurring nature against the proposals of the State is summarized in the following table:

Components	Approvals for 2015-16			Spill over	Grand Total including spill over
	Non Recurring	Recurring	Total		
RMSA including MMER	978.8	5659.64	6638.44	8760.95	15399.39
ICT	0	0	0	3200	3200
IEDSS	0	136.2	136.2	32	168.2
VE	240	787.6	1027.6	341	1368.6
GH	0	273.79	273.79	973.36	1247.15
Total	1218.8	6857.23	8076.03	13307.31	21383.34

The cost sheet indicating the component-wise approval for RMSA is at **Annexure-IV**.

9. The PAB brought the following points to the notice of Secretary (Education), Uttarakhand and requested for corrective action:

- (i) Incomplete Civil Works must be completed and monitored regularly.
- (ii) Implementation of ICT scheme must be completed and monitored in 500 previously approved schools.
- (iii) The State Govt. must utilize the CTE's, SCERT and DIETs for in-service training of secondary school teachers.

10. The release of funds to different schemes will be further guided by the following conditions:

- (i) The State Administration shall give a written commitment for meeting its share of the converged RMSA Scheme of the budget approved according to prescribed sharing pattern of the schemes. The provision in the budget may also be communicated quickly to the Ministry.
- (ii) SMDCs or equivalent bodies should be constituted and accounts opened to incur expenditure under school grant, minor repair, civil works, and other such expenditures, which have to be incurred through these bodies as per RMSA norms.
- (iii) The State Government will maintain their level of investment in Secondary education as in 2009-2010 and give the details of this to GOI before the release of second installment.
- (iv) The second installment would only be released after (a) the proportionate installment of State share has been released, (b) at least 50% expenditure against available funds has been incurred, (c) utilization certificate has been submitted for funds released in the year 2013-14 and (d) Audit Reports have been submitted for the year 2014-15.

11. The meeting ended with a vote of thanks to the Chair.

Participants of the Project Approval Board (PAB) meeting held on the 19th March, 2015 for approval of Annual Work Plan & Budget 2015-16 of Uttarakhand under the Centrally Sponsored Scheme of the integrated Rashtriya Madhyamik Shiksha Abhiyan (RMSA).

List of participants

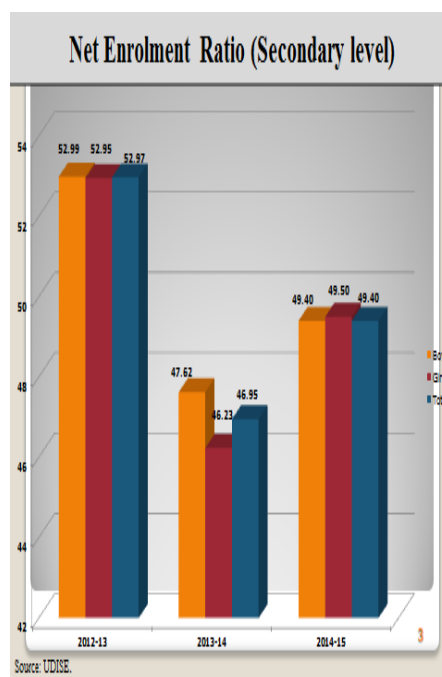
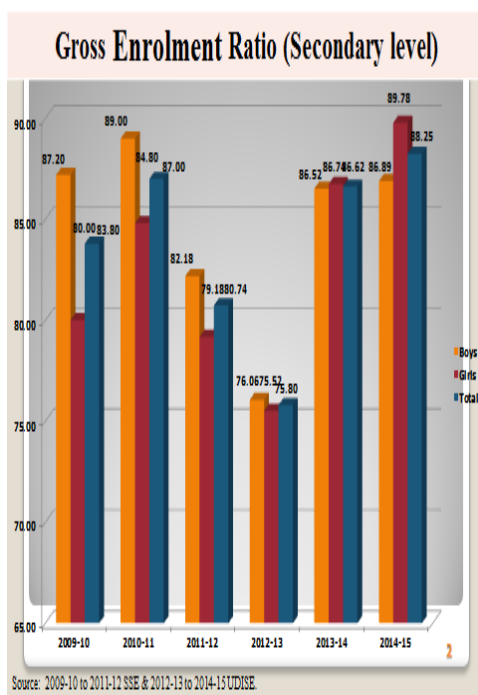
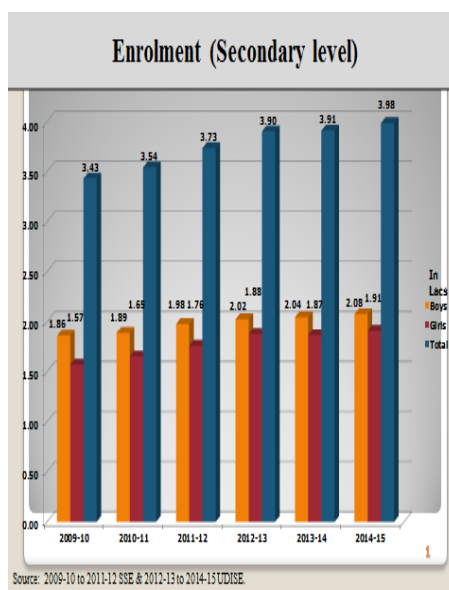
1. Ms. Vrinda Sarup
Secretary, (SE), MHRD
 2. Ms. Radha S. Chauhan
Joint Secretary, Secondary Education-1, MHRD
 3. Mr. Dalbir Singh
Under Secretary (RMSA 111), MHRD
- Chairperson

Representatives from Uttarakhand

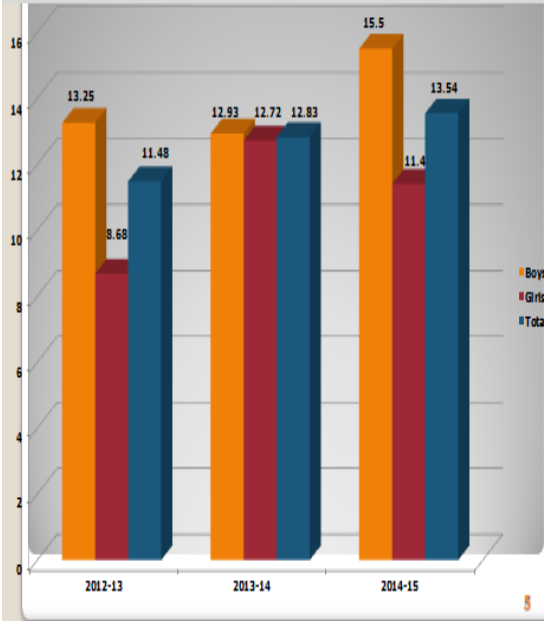
4. Shri D. Senthil Pandiyan
State Project Director, RMSA, Uttarkhand
5. Smt. Shashi Bala Chaudhari
Additional State Project Director, RMSA, Uttarkhand
6. Shri Mahavir Singh Bisht
Joint State Project Director, RMSA, Uttarkhand
7. Smt. Amita Joshi
Finance Controller, RMSA, Uttarkhand
8. Shrti V.P. Pant
Finance Officer, RMSA, Uttarkhand.
9. Shri Shailendra Amoli
Assistant State Project Director, RMSA, Uttarkhand
10. Shri Avanindra Barthwal
Assistant State Project Director, RMSA, Uttarkhand
11. Dr. Sohan Singh Majila
Assistant State Project Director, RMSA, Uttarkhand.
12. Dr. Mohan Singh Bisht
Assistant State Project Director, RMSA, Uttarkhand. (At Delhi)
13. Shri R.P. Dandriyal
Joint State Project Director, RMSA, Uttarkhand (At Delhi)

TSG-RMSA

Sonal Walia, State Coordinator, Consultant
All other Consultants of TSG-RMSA

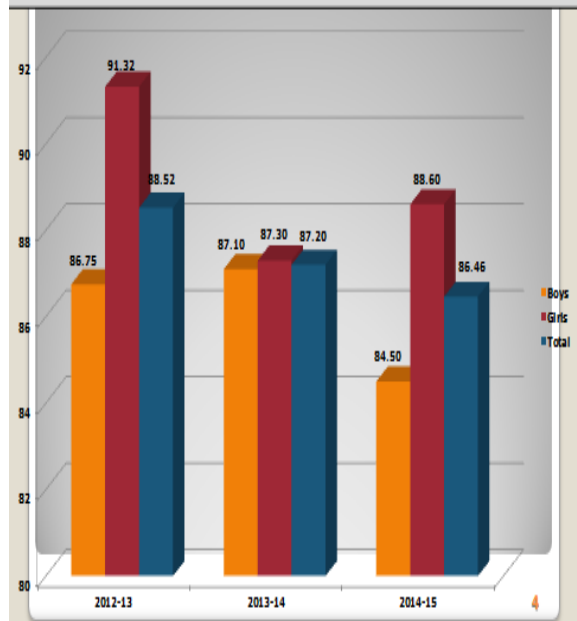


Dropout Rate (Secondary level)



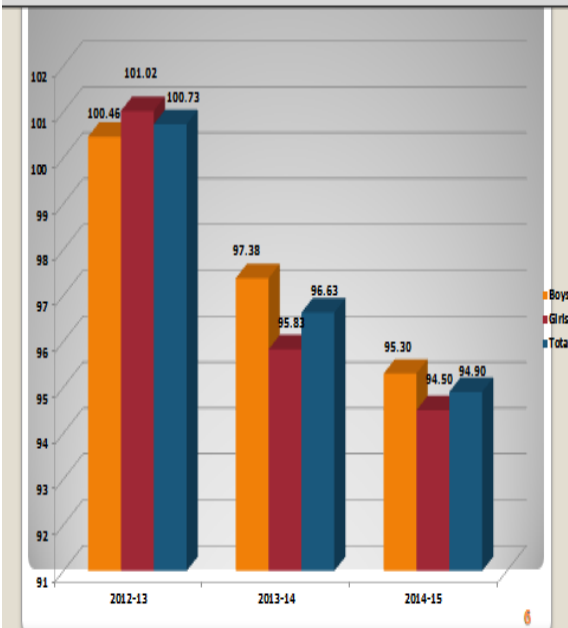
Source: UDISE.

Retention Rate (Secondary level)



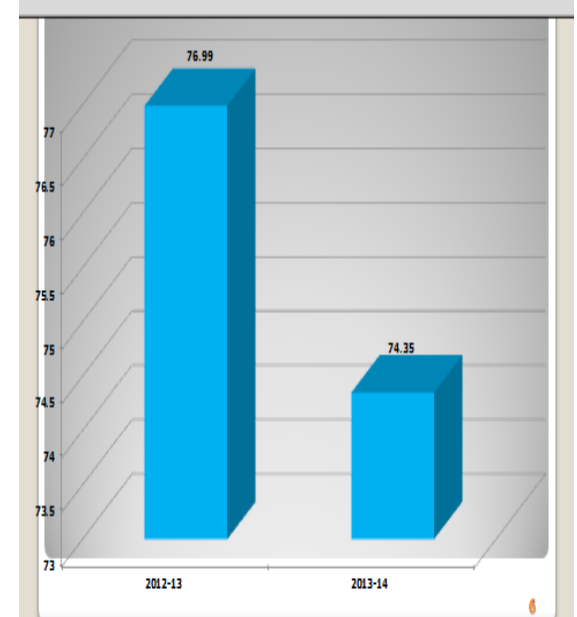
Source: UDISE.

Transition Rate: (Class VIII to IX)



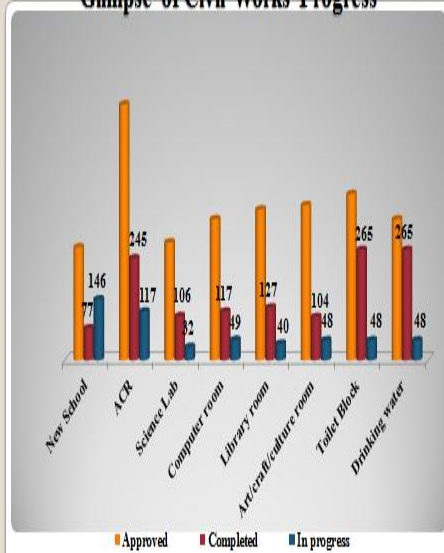
Source: UDISE.

Pass Percentage Class X



Source: UDISE.

Glimpse of Civil Works Progress



Proposal and Recommendation RMSA 2015-16

MONITORING INSTITUTE-CONCERNS UTTARAKHAND STATE

- Period of Report – April to September, 2014
- District Covered –
 1. Almora
 2. Udham Singh Nagar
 3. Nainital

Access

- Almost all the habitations are having schooling facility within the radius as prescribed in the norms.
- All the physical facilities like drinking water, playground, black boards are available in almost all the visited schools.
- Almost 85% of the enrolled children were traveling less than 3 km for reaching the school.

Infrastructure

- All the schools have their own pucca building. No school is functioning in rented building.
- About 50% of the visited schools have cracks in building.
- 60% have dampness, 84% have seepages and 60% have damages in plaster.

School Management and Development Committee

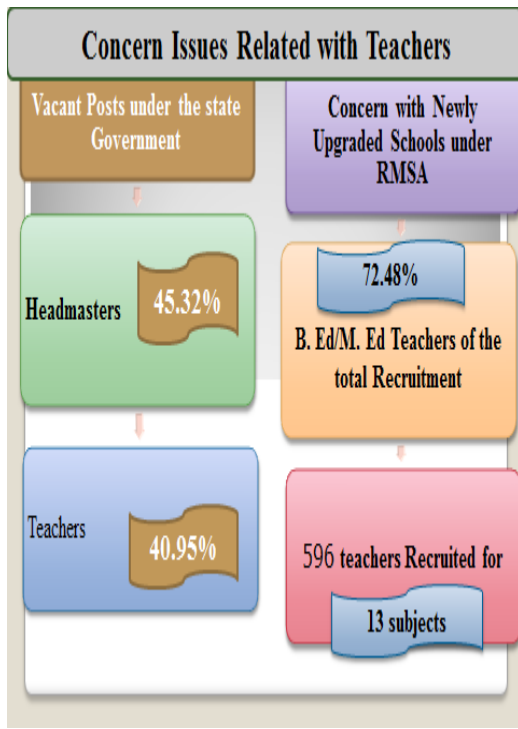
- School Management and Development Committee (SMDC) has been constituted for all schools.
- SMDC is responsible for making the perspective and annual work plans at the school level.
- A savings bank account is opened in the name of the concerned SMDC of every school in the nearby branch of any nationalized bank.
- All SDMCs had received trainings with regard to construction of civil works.

Gender Issues

- No significant gender gap was observed in enrolment, attendance, learning and achievement.
- Participation level of girls in classroom processes and co-curricular activities was almost equal to that of Boys.
- No discrimination of any sort on caste, creed and gender basis was observed.

Guidance and Counselling

- Guidance and Counselling cells were constituted in about 35% schools.
- About 26% of the enrolled students reported that they have received assistance from these cells.



Thank You

State: Uttarakhand

Rs. in Lakh

S. No.	Activities	Proposal for 2015-16			Approval for 2015-16		
		Unit Cost	Phy	Fin	Unit Cost	Phy	Fin
1	2	9	10	11=9*10	9	10	11=9*10
A	Non recurring						
1	New Schools						
1.01	1 section school	0.00000	7	955.22		7	718.91
1.02	2 section school	0.00000	2	317.63		2	259.89
	Sub total		9	1272.85			978.8
2	Strengthening of existing Govt. schools (153 Schools)						
2.01	Additional Classroom	0.00000	134	0.00	0	0	0
2.02	Integrated Science Lab	0.00000	88	0.00	0	0	0
2.03	Lab equipments	1.00000	88	88.00	0	0	0
2.04	Computer Room	0.00000	114	0.00	0	0	0
2.05	Library	0.00000	139	0.00	0	0	0
2.06	Art and Craft room	0.00000	135	0.00	0	0	0
2.07	Toilet block	0.00000	2	0.00	0	0	0
2.08	Water facility	0.00000	0	0.00	0	0	0
2.09	Ramps / railings	0.00000	0	0.00	0	0	0
2.10	Conversion of existing toilets for CWSN	0.00000	0	0.00	0	0	0
2.11	Toilets for CWSN	0.00000	0	0.00	0	0	0
2.12	Repair & Reconstruction of School Building due to Disaster	0.00000	0	0.00	0	0	0
	Sub total			10000.63			0
3	Other Civil works						
3.01	Teacher quarters	0.00000	0	0.00	0	0	0
3.02	Major repair for Govt. school	0.00000	0	0.00	0	0	0
	Subtotal			0.00			0
4	Girls Hostel						
4.01	New Hostels	0.00000	0	0.00	0	0	0
4.02	Others	0.00000	0	0.00	0	0	0
	Sub total			0.00			0
5	ICT @school						
5.01	Hardware and others support	6.40000	216	1382.40	0	0	0
	Sub total			1382.40			0
6	VE in schools						
6.01	Workshop / Laboratory	10.00000	0	0.00	0	0	0
6.02	Tools, Equipments and furniture	10.00000	37	370.00	0	36	240
	Sub total			370.00			240.00
7	Other Non- recurring						
7.01	Equipments and strengthening of Block resource centre for CWSN	0.70000	50	35.00	0	0	0
7.02	Support to Training institutes/ NGOs	0.00000	0	0.00	0	0	0
8	Sub-Total			35.00			0
B	Recurring						
	Teacher related						
9	Staff for new school						

9.01	Head Master	0.60000	9	32.40		9	0
9.02	Subject teacher	0.50000	45	135.00		45	0
	Sub total			167.40			0
10	Staff for new schools sanctioned in previous years (2009-2015)						
10.01	Head Master	0.60000	271	1951.20	0.4563	200	1095.12
10.02	Subject teacher	0.50000	1517	9102.00	0.3732	632	2830.27
10.03	Support for 'Lab Attendant	0.12000	2037	2933.28	0	0	0
10.04	Special pay for General Teacher Trained in Special Education	0.0480	37	1.78	0.0480	37	1.78
10.05	Special Educators	2.1600	37	79.92	2.1600	37	79.92
10.06	Support for office Assistant'	0.12000	271	390.24	0	0	0
	Sub total			14376.72			4007.09
11	Additional staff for existing schools (2015-16)						
11.01	Subject teacher	0.50000	0	0.00	0	0	0
11.02	Computer Teachers for new schools for ICT	0.50000	216	648.00	0	0	0
	Sub total			648.00			0
12	Additional staff for existing schools sanctioned till 2014-15						
12.01	Subject teacher	0.00000	0	0.00	0	0	0
12.02	Computer Teachers for schools for ICT covered	0.00000	0	0.00	0	0	0
	Sub total			0.00			0
13	Teachers/ RPs for VE						
13.01	Flexible Pool for engaging resource persons	7.25000	81	587.25	7.25	80	580
	Sub total			587.25			580
14	Teacher Training						
14.01	In-service training for existing teachers including teaching HMs	0.03000	6924	207.72	0.03	4757	142.71
14.02	Training for new teachers	0.03000	1000	30.00	0	0	0
14.03	Training of KRPs	0.03000	72	2.16	0	0	0
14.04	Training of Master Resource Persons	0.03000	375	11.25	0	0	0
14.05	Training of SRG members for School leadership training programme	0.01000	50	0.50	0	0	0
14.06	Professional Development Program of Head Master	0.04800	225	10.80	0.048	225	10.8
14.07	Training to special education teachers	0.00000	0	0.00	0	0	0
14.08	Induction Training For Teachers/Skill Trainers	0.22000	81	17.82	0.22	80	17.6
14.09	In service Training of Teachers/Skill Trainers	0.00000	0	0.00	0	0	0
14.10	Other Training 2	0.00000	0	0.00	0	0	0
14.11	Training of Educational Administrators in Assessment of school standard & evaluation				0.009	100	0.9
	Sub total			280.25			172.01
15	School Grant						
15.01	School Grant	0.50000	2187	1093.50	0.5	2184	1092

15.02	School grant for schools implementing ICT	2.70000	216	583.20	0	0	0
15.03	Grant to schools implementing VE for Raw Materials, maintenance of tools etc.	0.70000	81	56.70	0.7	80	56
15.04	Office Expenses/ Contingencies for VE	1.00000	81	81.00	1	80	80
	Sub total			1814.40			1228
16	Minor Repair						
16	Minor Repair (Gov. Schools)	0.25000	1815	453.75	0	0	0
	Sub total			453.75			0
	Student oriented Activities						
17	Recurring grant to GH						
17.01	Fooding/lodging for girls (11 months)	0.01500	691	124.38	0.015	691	114.02
17.02	Honorarium of warden	0.05000	19	11.40	0.05	19	11.4
17.03	Chowkidar	0.05000	19	11.40	0.05	19	11.4
17.04	1 Head Cook and 2 Astt. Cook	0.05000	57	34.20	0.15	57	102.6
17.05	Electricity / Water per year	0.05000	19	0.95	0.06	19	1.14
17.06	Maintenance per year	0.40000	19	7.60	0.4	19	7.6
17.07	Medical care per year per girl	0.00750	691	5.18	0.0075	691	5.18
17.08	Toiletries and sanitation per month per girl	0.00100	691	8.29	0.001	691	8.29
17.09	Newspaper / Magazines and sports per month	0.02000	19	4.56	0.02	19	4.56
17.10	Miscellaneous	0.40000	19	7.60	0.4	19	7.6
17.11	Other Activity	0.00000	0	0.00	0	0	0
	Subtotal Recurring			215.56			273.79
18	Student oriented Activities for CWSN	0.10000	1570	157.00		1570	45
19	Hands on skill training to students (no. of VE schools)	0.37500	81	30.38	.375	80	30
20	Cost of Assessment and Certification (no. of VE schools)	0.30000	81	24.30	0.3	80	24
	Sub total			211.68			99.00
21	Community mobilisation						
21.01	Training of SMDC members	0.00600	4560	27.36	0.006	4500	27
21.02	Orientation of Principals, Educational administrators, parents / guardians etc.	0.00000	2185	0.00	0	0	0
21.03	Environment Building programme	0.10000	95	9.50	0.1	95	9.5
	Sub total			36.86			36.5
	Project based proposals						
22	Learning Level Assessment						
22.01	Assessment Tools	0.00070	122063	85.44	0	0	0
22.02	Leaning Materials	0.00000	0	0.00	0	0	0
	Sub total			85.44			0
23	Unnati						
23.01	Honorarium of Instructor	0.18000	947	511.38	0	0	0
23.02	Learning Materials (no. of children)	0.00200	89306	178.61	0	0	0
23.03	Monitoring Evaluation & Assessment (no. of schools)	0.00200	947	1.89	0	0	0
	Sub total			691.89			0
24	Promotion of Science						

24.01	Science Exhibition	1.00000	13	13.00	1	13	13
24.02	Science Kit	0.07500	2185	163.88	0.075	230	17.25
	Sub total			176.88			30.25
25	Girls Oriented Activity						
25.01	Self Defence and Yoga	0.09000	164	14.76	0.09	164	14.76
	Sub total			14.76			14.76
26	SC, ST & Minority Oriented Activities						
26.01	Special Teaching for SC, ST & Minority Children for class X	0.01500	4251	63.77	0.005	4251	21.26
26.02	Promotion of Art and Craft	0.20000	194	38.80			10
	Sub total			102.57			31.26
27	Student Excursion Visit	0.00200	122063	244.13	0	0	0
28	Orientation of Stake Holders (Khula Munch)	0.03000	2185	65.55	0	0	0
29	Sports Equipment	0.20000	95	19.00	0	0	0
30	MMER (5%)			1662.65			384.57
31	Total Recurring			21854.73			6857.23
32	Total Non-Recurring(with spillover)						14526.11
33	Total (Non-recurring + recurring)			34915.61			21383.34
		MMER%		5%			

State: Uttarakhand
Approvals for 2015-16

Rs. In lakh

S. No.	Activities	Approval		
		Unit Cost	Phy	Fin
1	2	9	10	11=9*10
A	Committed Outlay			
A1	Non Recurring			
1	Spill over of previous year			
1.1	New schools			1535.74
1.2	Strengthening			7225.21
1.3	Resource Room & Equipment's (IEDSS)			32.00
1.6	VE in schools			341.00
1.7	GH			973.36
1.8	Non recurring component of ICT			3200.00
	Subtotal			13307.31
A2	Recurring			
	Teachers' Salary			
2	Staff for new schools sanctioned in previous years (2009-2015)			
2.1	Head Master	0.4563	200	1095.12
2.2	Subject teacher	0.3732	632	2830.27
2.3	Flexi pool for engaging RPs	7.2500	44	319.00
2.4	Special Pay for General Teacher Trained in Special Education	0.0480	37	1.78
2.5	Special Educators	2.1600	37	79.92
	Sub total			4326.09
3	Teacher Training			
3.1	In-service training for existing teachers including teaching HMs	0.0300	764	22.92
3.2	Professional Development Program of Head Master	0.0480	225	10.80
3.3	Induction Training For Teachers/Skill Trainers	0.2200	44	9.68
3.4	2 days SMDC's sub-committee members training at district level	0.0060	4500	27.00
3.5	Training of Educational Administrators in Assessment of school Standard & evaluation	0.009	100	0.90
3.6	Environment Building programme	0.1	95	9.50
	Sub total			80.80
	Other Recurring components			
4	School Grant	0.50	2184	1092.00

S. No.	Activities	Approval		
		Unit Cost	Phy	Fin
1	2	9	10	11=9*10
	Sub Total			1092.00
5	Recurring grant to GH			
5.1	Fooding/lodging for girls (12 months)	0.015	691	114.02
5.2	Honorarium of warden	0.05	19	11.40
5.3	Chowkidar	0.05	19	11.40
5.4	1 Head Cook and 2 Astt. Cook	0.15	57	102.60
5.5	Electricity / Water per year	0.06	19	1.14
5.6	Maintenance per year	0.40	19	7.60
5.7	Medical care per year per girl	0.01	691	5.18
5.8	Toiletries and sanitation per month per girl	0	691	8.29
5.9	Newspaper / Magazines and sports per month	0.02	19	4.56
5.10	Miscellaneous	0.40	19	7.60
	Sub total			273.79
6	Recurring grant for VE			
6.1	Grant to schools implementing VE for Raw Materials, maintenance of tools etc.	0.7000	44	30.80
6.2	Office Expenses/ Contingencies for VE	1.0000	44	44.00
6.3	Hands on skill training to students (no. of VE schools)	0.3750	44	16.50
6.4	Cost of Assessment and Certification (no. of VE schools)	0.3000	44	13.20
	Sub total			104.50
7	Recurring grant for IEDSS			
7.1	Student oriented Activities for CWSN	0	1570	45.00
	Sub total			45.00
	Recurring total (A2)			5922.18
	Fresh Outlay			5922.18
	Committed Outlay (A1+A2)			19229.49
B	New Components for consideration (2015-16)			
B1	Non-Recurring			
8	New Schools			
	1 section school		7	718.91
	2 section school		2	259.89
	Sub total			978.80
9	VE in Schools			
9.1	Tools, Equipment's and furniture		36	240.00
	Sub-Total			240.00
B2	Recurring			
10	Recurring grant for new schools for VE			

S. No.	Activities	Approval		
		Unit Cost	Phy	Fin
1	2	9	10	11=9*10
10.1	Flexipool for engaging RPs for new schools	7.2500	36	261.00
10.2	Induction Training For Teachers/Skill Trainers	0.2200	36	7.92
10.3	Grant to schools implementing VE for Raw Materials, maintenance of tools etc. for new schools	0.7000	36	25.20
10.4	Office Expenses/ Contingencies for VE for new schools	1.0000	36	36.00
10.5	Hands on skill training to students for new school	0.3750	36	13.50
10.6	Assessment and certification	0.3000	36	10.80
	Sub total			354.42
11	Project based proposals			
11.1	Project-focus on Science and Math /STEM			
11.1.1	Training of Science and Math Teacher	0.0300	3993	119.79
11.1.2	Science Exhibition	1.0000	13	13.00
11.1.3	Science Kit	0.0750	230	17.25
	Sub Total			150.04
11.2	Project - Promotion of Art and Culture			
11.2.1	Self Defence and Yoga	0.09	164	14.76
11.2.2	Kala Utsav			10.00
	Sub total			24.76
11.3	Project-SC, ST & Minority Oriented Activities			
11.3.1	Special Teaching for SC, ST & Minority Children for class X	0.0050	4251	21.26
	Sub total			21.26
12	Outlay for new components (Recurring and Non-recurring)			1769.28
13	MMER (5%)			384.57
14	Total Recurring			6857.23
15	Total Non-Recurring			1218.80
16	Total Fresh Outlay (including MMER) (B1+B2)			8076.03
C	Total Outlay (A+B)			21383.34

Note for promotion of Performing Arts in Secondary Schools and showcasing as a national annual event – Kala Utsav

“Rashtriya Madhyamik Shiksha Mission recognizes the importance of aesthetics and artistic experiences for secondary level children, especially in view of the role that such experiences can play in creating awareness of India’s cultural heritage and its vibrant diversity”.

In the context of education of arts (music, theatre, visual arts and dance) and heritage crafts, the Mission is guided by the recommendations of the National Focus Groups on these subjects and the report of the CUBE Committee on Culture. The syllabus for arts developed by NCERT should be followed and teachers who have been appropriately trained should be appointed for art education. Art is to be treated as a part of the curriculum and not as an extra-curricular activity. As recommended by NCF-2005, art education must become both a tool for the enrichment of learning in all subjects, and also as a subject in its own which is taught in every school up to class X and facilities for the same may be provided in every school.” (RMSA Framework)

Performing arts have a key place in this context, especially when there is an attempt to bring together the mind and the body, aesthetically while imbibing and carrying forward the rich and great art forms of this diverse country.

In the six years of RMSA implementation, few States have been organizing Annual Art and Literary Competitions and Festivals at the School, District and State level. Such an initiative in Kerala (Kalloltasavam), includes promotion of Classical Dance forms of Kuchipuddi, Monhiniattam, kathakali, Bharatnatyam, as well as traditional performing arts like Thiruvathirakali, Oppana, Margamkali, Yakshaganam, Instrumental classical and folk music, etc. In addition, literary activities like Story Writing , Art Competition (Drawing and Painting) are also held, in which outstanding and high quality performances are selected for competing at a higher level, ending with the selection of the best performances at the State level during the week long School Art Festival.

Kala Utsav:

With the objective of encouraging such initiatives across all States and to promote and showcasing such promising talents at the National stage, an annual event at the National level, **Kala Utsav** is proposed to be organised. **The event shall focus on performing arts – dance, music and theatre.**

This event will be the culmination of activities that will begin with schools conducting and identifying talents to represent it at District level, and the District to the State.

The shortlisted schools will represent States at the National event and exhibit their talent in three main art forms: **Dance, Music and Theatre**. Since it is a school based activity, focus and preference will be for **group** presentations, over individual talents.

Implementation

As part of the RMSA interventions, States shall be supported (through NCERT), in

- (i) Organizing, and managing activities including competitions at the district and State level
- (ii) Develop, nurture and showcase such talents in Gov. Secondary and Higher Secondary Schools
- (iii) **The District/State/National competition may be structured as a performing art festival which include workshops, live performances etc.**

KALASHAALA SAMMAN

Annual KALA UTSAV to be held preferably in January would entail States planning their calendar of events accordingly so that they work towards short listing entries to national event by November of every Year. Since this would need continuous support and follow up NCERT would anchor this event as a project under the RMSA, and all funds earmarked for this can be transferred to NCERT for coordination with States.(similar to National Science Exhibition that NCERT coordinates.)

Each winning State / School will be awarded Rs 5 lakhs for First prize, Rs 3 Lakhs for Second prize and Rs 2 lakhs for Third prize. **The award categories shall include (i) innovative acts, (ii) endangered / dying art form, (iii) performance by specially abled students** among other categories of arts. The prize will also recognize the students and teachers who have demonstrated outstanding achievement in the areas. **The national prize shall include a short summer workshop at premier institution under tutelage of leading artist for winning performers in addition to monetary prizes.**

At the State / UT level, Rs One lakh would be allocated to be given away to the

Best School in Performing Arts during the year.

The School would decide how to award the students and teacher/s in recognition of their achievement and effort.

Selection

The initial selection shall be made at the District level by a District Committee from amongst the schools selected by the District Committee, on the parameters outlined. The parameters for number of entries at each level, winning entries / eligibility of schools etc. are being worked out by NCERT and shall be shared with the States / UTs shortly.

The State Selection Committee shall scrutinize and shift the recommendations of the District Committee and select the schools from among the selected/recommended schools sent by the Districts for the State level Award and the State entry to the Central Selection Committee for further consideration for National level Award.

The State Level Committee may consist of the Commissioner / Director of Education or Commissioner/ Director of Public Instructions as Chairman, Head of SCERT as Member Secretary, and an Expert / Experts as Member/ Members. The Secretary (Secondary Education) will scrutinize the selection and forward the same to Department of Art Education, NCERT, New Delhi.

NCERT, New Delhi, will organize a National Level School Art Festival, which would serve as a forum to show case the short listed entries/ performance and from which the Selection Committee / Jury would then select the winners.

The composition of the Committee will be as follows:

Chairman Director NCERT

Expert Members (3) (Music, Dance, Theatre) (to be finalized by director NCERT) Head, Department of Art Education, NCERT –

Member Secretary

Financial implication:

State support will be provided as part of Annual Plan proposal and under Quality interventions. Arts and Crafts is an existent item of intervention, where States have been provided funds for similar activities. This year States shall be requested to ensure that this is incorporated in their Annual proposals.

The total projected cost at national level would be around Rs. 1.00 Crore. As per details given below:

(i)	State level Award for Best School @Rs 1 lakh per State/ UT (Allocation to State)	36.00
(ii)	Advertisement announcing the competition (Allocation to NCERT)	3.00
(iii)	Pre – Contest Activities	3.00
(iv)	Expenditure by the Selection Committee (Allocation to NCERT)	2.00
(v)	To and fro fare by train and boarding and lodging for Students / teachers of shortlisted schools (entries) (Allocation to NCERT)	40.00
(vi)	Cost of the Three Prizes @ Rs 5 lakhs, Rs 3 lakhs and Rs 2 lakhs, to be given as award (Allocation to NCERT) @Rs.40,000 each	10.00
(vii)	Cost of booking of venue (Allocation to NCERT)	2.00
(viii)	Misc. expenditure (cost of printing certificates, etc.) (Allocation to NCERT)	4.00
Total		1.00 Crore